

# FREE QUOTE REQUEST



Project Name or Number \_\_\_\_\_

Contact Name \_\_\_\_\_

Cell \_\_\_\_\_

Company Name \_\_\_\_\_

Phone \_\_\_\_\_

Fax \_\_\_\_\_

Street Address \_\_\_\_\_

Email \_\_\_\_\_

City, State, ZIP Code \_\_\_\_\_

How did you know about us? \_\_\_\_\_

- 1 Project Type**  Flat-stacked parts  
 Assembled cabinets

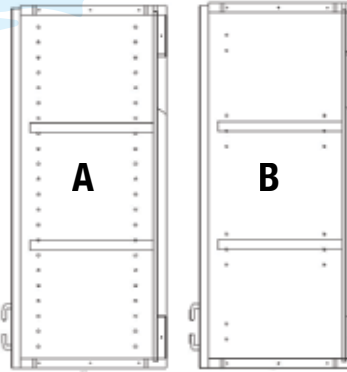
- 2 Cabinet Materials**
- Particleboard**  
 Melamine Color \_\_\_\_\_
- Plywood**  
 Veneer Type \_\_\_\_\_  
 Stain Grade  Paint Grade  
 Pre-Finished
- MDF**  
 Raw  Veneer type \_\_\_\_\_  
 Other \_\_\_\_\_

- 3 Finished Ends**  
 Color \_\_\_\_\_
- Exposed Interiors**  
 Color \_\_\_\_\_
- Wall Bottom Material**  
 Match Interior  Match Exterior

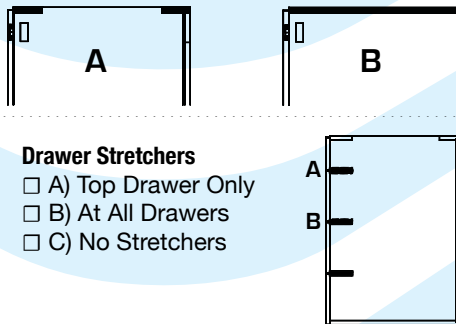
- 4 Edge Banding**
- Cabinet: Color \_\_\_\_\_
- PVC  Veneer  P- LAM  
 Thickness:  1/2mm  1 mm
- Adjustable shelf Color \_\_\_\_\_
- PVC  Veneer  P- LAM  
 Thickness:  1/2mm  1 mm
- Doors and drawers: Color \_\_\_\_\_
- PVC  Veneer  P- LAM  
 Thickness:  1/2mm  1 mm  3mm

- 5 Doors & Drawers**
- Provide doors & Drawers Fronts**  Yes  No
- SLAB Doors & Drawer Fronts**  
 Material type & color No: \_\_\_\_\_  
 Grain Matching:  Yes  No  
 Core  Melamine  Plywood  MDF  P.B.
- Wood Doors & Drawers**  
 3<sup>rd</sup> company supplier \_\_\_\_\_ Wood type \_\_\_\_\_  
 Wood doors style \_\_\_\_\_ Edge detail \_\_\_\_\_
- Drawer Guides**  
 Provide Drawer Guides with order  Yes  No  
 Side Mount  Undermount  
 Drawer Guides brand \_\_\_\_\_
- Drawer Box Parts**  
 Provide Drawer Boxes with order  
 Yes  No  
 Melamine: Color \_\_\_\_\_

- 6 Cabinet Line (Bore) Drill**
- A) Full 32 mm Line Bore  
 B) Bore only required holes
- How may holes per shelf:  
 1 hole  3 holes  
 5 holes  7 holes



- 7 Base cabinet tops**
- A) Top stretchers  B) Full tops



- Drawer Stretchers**
- A) Top Drawer Only  
 B) At All Drawers  
 C) No Stretchers

- Prefinished Maple Ply  
 **1/2 Dovetail Drawers**  
 Baltic Birch  Solid Wood Maple
- Hinges**  
 Provide Hinges with Order  Yes  No  
 Wing mounting plate  Yes  No  
 In line mounting plate  Yes  No
- 120° Blum Standard Hinges  
 110° Blum Soft Close Hinges

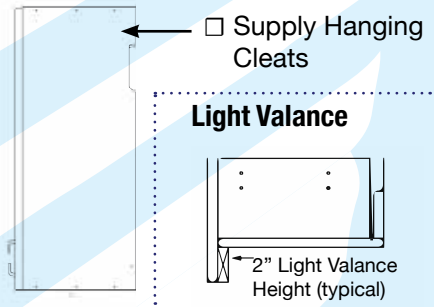
- 8 Fillers**
- Yes  No  
 Materials width \_\_\_\_\_ Qty \_\_\_\_\_

- 9 Cabinet Ends Type**
- Base cabinet ends to floor  
 Tall cabinet ends to floor



- Doors and Drawer Reveal**
- Base Cabinet Top** \_\_\_ **Bottom** \_\_\_
- Wall and tall Cabinet Top** \_\_\_ **Bottom** \_\_\_  
**Side Reveal** \_\_\_
- Toe Kick Parts**
- Do Not Supply  
 Provide Leg Levelers
- Provide Ripped Material Same as Door**
- Height  
 Build Toe Kick:  Yes  No  
 Plywood  
 Melamine  
 Height

- 10 Hanging Cleats**
- Route un Finished Ends for Hanging Cleats
- Supply Hanging Cleats
- Light Valance**
- Ripped Material 96"  
 Valance Height  2"  Other \_\_\_"Qty \_\_\_\_\_



- 11 Finished Ends**
- Doweled  Cabineo  Applied  
 Base Finished End Scribe \_\_\_\_\_  
 Wall Finished End Scribe \_\_\_\_\_



